

1 **EU - TYPE EXAMINATION CERTIFICATE**

2 **Equipment or Protective System Intended for use in Potentially Explosive Atmospheres  
Directive 2014/34/EU**

3 EU - Type Examination Certificate **Baseefa04ATEX0009X – Issue 17**  
Number:

3.1 In accordance with Article 41 of Directive 2014/34/EU, EC-Type Examination Certificates referring to 94/9/EC that were in existence prior to the date of application of 2014/34/EU (20 April 2016) may be referenced as if they were issued in accordance with Directive 2014/34/EU. Supplementary Certificates to such EC-Type Examination Certificates, and new issues of such certificates, may continue to bear the original certificate number issued prior to 20 April 2016.

4 Product: **Type XB15 Xenon Beacon**

5 Manufacturer: **Eaton MEDC Limited**

6 Address: **Unit B, Sutton Parkway, Oddicroft Lane, Sutton-in-Ashfield, NG17 5FB, United Kingdom**

7 This re-issued certificate extends EC Type Examination Certificate No. **Baseefa04ATEX0009X** to apply to product designed and constructed in accordance with the specification set out in the Schedule of the said certificate but having any variations specified in the Schedule attached to this certificate and the documents therein referred to.

8 SGS Fimko Oy, Notified Body number 0598, in accordance with Article 17 of Directive 2014/34/EU of the European Parliament and of the Council, dated 26 February 2014, certifies that this product has been found to comply with the Essential Health and Safety Requirements relating to the design and construction of products intended for use in potentially explosive atmospheres given in Annex II to the Directive.

8.1 The original certificate was issued by SGS Baseefa Ltd (UK Notified Body 1180). It, and any supplements previously issued by SGS Baseefa Ltd have been transferred to the supervision of SGS Fimko Oy (EU Notified Body 0598). The original certificate number is retained.

The examination and test results are recorded in confidential Report No. **See Certificate History**

9 Compliance with the Essential Health and Safety Requirements has been assured by compliance with:

**EN IEC 60079-0:2018 EN 60079-1:2014 EN 60079-31:2014**

except in respect of those requirements listed at item 18 of the Schedule.

10 If the sign “X” is placed after the certificate number, it indicates that the product is subject to the Specific Conditions of Use specified in the schedule to this certificate.

11 This EU - TYPE EXAMINATION CERTIFICATE relates only to the design and construction of the specified product. Further requirements of the Directive apply to the manufacturing process and supply of this product. These are not covered by this certificate.

12 The marking of the product shall include the following:

 **See Schedule**

SGS Fimko Oy Customer Reference No. **0676**

Project File No. **24/0556**

This document is issued by the Company subject to their General Conditions for Certification Services accessible at <http://www.sgs.com/en/Terms-and-Conditions.aspx>. Attention is drawn to the limitation of liability, indemnification and jurisdiction issues defined therein. Any holder of this document is advised that information contained herein reflects the Company’s findings at the time of their intervention only and within the limits of Client’s instructions, if any. It does not necessarily indicate that the equipment may be used in particular industries or circumstances. The Company’s sole responsibility is to its Client and this document does not exonerate parties to a transaction from exercising all their rights and obligations under the transaction documents. This document cannot be reproduced except in full, schedule included, without prior written approval of the Company. Any unauthorized alteration, forgery or falsification of the content or appearance of this document is unlawful and offenders may be prosecuted to the fullest extent of the law.

**SGS Fimko Oy**

Takomotie 8  
FI-00380 Helsinki, Finland  
Telephone +358 9 696 361

[www.sgs.com](http://www.sgs.com)

Business ID 0634247-4 Member of the SGS  
Group (SGS SA)



**FINAS**  
Finnish Accreditation Service  
3003 (EN ISO/IEC 17065)



Mikko Välimäki  
SGS Fimko Oy

13

## Schedule

14

### Certificate Number Baseefa04ATEX0009X – Issue 17

#### 15 Description of Product

The Type XB15 flameproof housing comprises a cylindrical enclosure, manufactured in glass reinforced polyester by compression moulding, complete with a borosilicate wellglass cemented into the centre of the cover. Alternatively, the beacon enclosure may comprise a metallic enclosure and cover arrangement, manufactured in stainless steel (grade 316, 316L or 317L) or aluminium alloy (grade LM6 or LM25TF). In this configuration, the model type is suffixed with an ‘M’.

A clear or coloured polycarbonate lens cover may be fitted over the wellglass, secured into the cover by means of M4 threaded fasteners. The lens cover is not permitted on the Type FB15 filament lamp or XB15R variations. In addition, the cover assembly may be protected by an optional guard arrangement fixed to the cover.

The cover is mated to the enclosure base by a threaded joint which is then locked by a M4 steel grub screw.

Up to three M20 or M25 (or NPT equivalent) cable entries are provided in the side wall of the enclosure. Internal earthing facilities are provided alongside the internal component connections. The metallic enclosures may also incorporate a single entry in the centre of the base.

The XB15 Xenon Beacon may be rated at 24V d.c. 48V d.c. and up to 254V a.c. With a maximum power dissipation of 30 Watts. The XB15 may be marked with the alternative type designation SB9.

An alternative XB15 rated at 230/240V a.c. having a 15J ‘U’ shaped Xenon tube, Version 2 P.C.B. and 60, 80 or 120 flash rate, is fitted with a 12KΩ, 10W minimum end of line resistor. In this configuration it will be given the type designation XB15R.

The XB15 Xenon Beacon may also be used with alternative interior components which are designated the FB15, LD15 and LB15, and are further described below:





The Type FB15 Filament Lamp may be rated from 12V d.c. to 254V a.c. with a maximum power dissipation filament lamp of 60W or 100W. The filament lamp may be replaced by a type A60 LED bulb with a maximum dissipation of 13.5W.

The Type LD15 LED Beacon may be rated up to 48V d.c. with a maximum power dissipation of 13.5W. In addition, the LD15 LED may be manufactured with A.C. Electronics with a rated voltage up to 254V a.c. The Type LD15 Beacon is considered out of the scope of IEC 60079-28 and its EN equivalent.

The Type LB15 LED Beacon incorporating a bulb holder and Type A60 LED bulb alternative to a filament lamp may be rated from 12Vdc to 254Vac with a maximum power dissipation of 13.5W.

For all variants listed above the enclosures may be fitted with a terminal block with up to 12 ways and rated up to 25A. The XB15 and LD15 DC units may optionally be fitted with monitoring resistors, see Specific Conditions of Use.

The marking of the product shall include the following:

For FB15:  II 2 GD Ex db IIC T\*Gb Ex tb IIIC T\*Db (T<sub>amb</sub> -55°C to \*°C) IP6X \*See Table below  
For XB15:  II 2 GD Ex db IIC T\*Gb Ex tb IIIC T\*Db (T<sub>amb</sub> -55°C to \*°C) IP6X \*See Table below  
For LD15:  II 2 GD Ex db IIC T\*Gb Ex tb IIIC T\*Db (T<sub>amb</sub> -55°C to \*°C) IP6X \*See Table below  
For LB15:  II 2 GD Ex db IIC T\*Gb Ex tb IIIC T\*Db (T<sub>amb</sub> -55°C to \*°C) IP6X \*See Table below

Beacon Type and variation	Lamp Rating Power/Energy	*Temperature Class
<b>XB15</b> Fitted with Version 1 or 2 electronics; (Version 1 electronics available as 15 Joules only) D.C. units optionally fitted with EOL resistor, dissipating a maximum of 2W.	15 Joules	T4/T135°C (T <sub>amb</sub> -55°C to +70°C)
		T3/T200°C (T <sub>amb</sub> -55°C to +85°C)
	10 Joules	T5/T100°C (T <sub>amb</sub> -55°C to +45°C)
		T4/T135°C (T <sub>amb</sub> -55°C to +80°C)
	5 Joules	T3/T200°C (T <sub>amb</sub> -55°C to +85°C)
		T6/T85°C (T <sub>amb</sub> -55°C to +40°C)
		T6/T85°C (T <sub>amb</sub> -55°C to +55°C) DC Only
		T5/T100°C (T <sub>amb</sub> -55°C to +55°C) AC Only
		T5/T100°C (T <sub>amb</sub> -55°C to +70°C) DC Only
		T4/T135°C (T <sub>amb</sub> -55°C to +85°C)
<b>XB15R</b> 240V a.c. only, fitted with end of line resistor of value 12KΩ 10W minimum, and version 2 electronics.	15 Joules	T5/T100°C (T <sub>amb</sub> -55°C to +40°C)
		T4/T135°C (T <sub>amb</sub> -55°C to +55°C)
		T4/T135°C (T <sub>amb</sub> -55°C to +70°C)
<b>FB15</b>	60W	T4/T135°C (T <sub>amb</sub> -55°C to +55°C)
		T3/T200°C (T <sub>amb</sub> -55°C to +70°C)
	100W	T3/T200°C (T <sub>amb</sub> -55°C to +40°C)
<b>LB15</b>	Type A60 LED bulb, 13.5W max.	T6/T85°C (T <sub>amb</sub> -55°C to +40°C)
		T5/T100°C (T <sub>amb</sub> -55°C to +55°C)
		T4/T135°C (T <sub>amb</sub> -55°C to +85°C)
<b>LD15 Voltage Type a.c &amp; d.c.</b> D.C. units optionally fitted with EOL resistor, dissipating a maximum of 2W.	13.5W	T6/T85°C (T <sub>amb</sub> -55°C to +55°C)
		T5/T100°C (T <sub>amb</sub> -55°C to +70°C)
		T4/T135°C (T <sub>amb</sub> -55°C to +85°C)

## 16 Report Number

See Certificate History

## 17 Specific Conditions of Use

- Painting and surface finishes, other than those applied by the manufacturer, are not permitted.
- In order to maintain the dust tight integrity of the enclosures (IP6X), the threads of cable entry devices and stopping plugs shall be sealed in accordance with the applicable code of practice for flameproof installation.
- Monitoring resistors must be securely fitted to the terminal block and formed to keep the body in free air away from field wiring and the enclosure body. Maximum total power dissipation will be limited to 2W. Components must have a rated power at least three times higher than the power they will dissipate.

## 18 Essential Health and Safety Requirements

In addition to the Essential Health and Safety Requirements (EHSRs) covered by the standards listed at item 9, the following are considered relevant to this product, and conformity is demonstrated in the report:

Clause	Subject
1.2.7	LVD requirements
1.4.1	External effects
1.4.2	Aggressive Substances, etc.

## 19 Drawings and Documents

New drawings submitted for this issue of certificate: None.

Current drawings which remain unaffected by this issue:

Number	Sheet	Issue	Date	Description
276-260		A	27/04/06	Alternative Label
122-808		1	05/03/07	Addition of Optional Acrylic Paint to Products Listed.
276-142	1 to 2	L	10-09-2024	ATEX/IECEX CERTIFICATION GA XB15 XENON BEACON FB15 LUMINAIRE
276-439	1 of 1	D	23-09-24	FB15 ATEX Certification Label
276-451	1 of 1	F	23-09-24	XB15 ATEX/IECEX Certified Label
276-787	1 of 1	A	23/09/2024	LB15 ATEX/IECEX Certified Label
379-103	1 of 1	C	10-09-24	ATEX/IECEX Certification GA LD15 LED Beacon
379-104	1 of 1	D	23-09-24	LD15 ATEX Certification Label

The above drawings are common to Baseefa04ATEX0009X and IECEX BAS 05.0048X

## 20 Certificate History

Certificate No.	Date	Comments
Baseefa04ATEX0009X	1 July 2004	The release of the prime certificate. The associated test and assessment against the requirements of EN 50014:1997 + Amendments 1 & 2, EN 50018: 2000 + Amendment 1 and EN 50281-1-1: 1998 + Amendment 1 is documented in Test Report No. 03(C)0483.
Baseefa04ATEX0009X/1	12 November 2004	Replacement of the xenon lamp by an 18W fluorescent lamp and associated control gear to form a Type FL15 Beacon rated up to 48V d.c. or up to 250V a.c.  In addition, replacement of the xenon lamp by six banks of 5 LEDs and associated control gear to form a Type LD15 Beacon rated up to 48V d.c. or up to 254V a.c.  Baseefa Certification Report 05(C)0245
Baseefa04ATEX0009X/2	15 June 2009	This issue of the certificate is to: <ul style="list-style-type: none"> <li>• Add an alternative interior comprising a tungsten halogen lamp with a rotating screen assembly and control electronics, all attached to a mounting plate which is raised on pillars from the base. A terminal block is mounted in the base of the enclosure for the connection of incoming cables.</li> <li>• Add an alternative type designation of SB9 for the XB15 unit only</li> <li>• Add Alternative label detail.</li> </ul> Baseefa Certification Report GB/BAS/ExTR06.0099/00

Baseefa04ATEX0009X/3	23 April 2007	To permit the use of epoxy or acrylic paint processes on the products detailed below.
Baseefa04ATEX0009X/4	2 October 2009	Clarification of the routine overpressure test requirement. Baseefa Certification Report GB/BAS/ExTR 09.0179/00
Baseefa04ATEX0009X/5	5 April 2011	Introduction of an optional LED lamp rated up to 5W, in place of the current filament lamp.  And,  Miscellaneous minor drawing changes, including the removal of an alternative material option.  No Report allocated
Baseefa04ATEX0009X/6	19 February 2013	This issue of the report has numerous variations: <ul style="list-style-type: none"> <li>• Re-design of the interior arrangement of the LD15 Beacon</li> <li>• Revision of temperature classes for the DC version of the LD15 Beacon</li> <li>• Revisions to the DC versions of the XB15 Beacon</li> <li>• Deletion of the FL15, TH15 and the AC version of the LD15 from the certificate</li> <li>• Revision to the manufacturer's address</li> <li>• The equipment covered by this certificate has been reviewed against the requirements of EN 60079-0: 2012, EN 60079-1: 2007 and EN60079-31: 2009 and compliance is confirmed.</li> <li>• A change of marking</li> </ul> SGS Baseefa Certification Report GB/BAS/ExTR13.0026/00.
Baseefa04ATEX0009X/7	13 August 2013	To note correction to drawing of routine pressure test value together with minor dimensional changes that do not affect certification.  SGS Baseefa Certification Report GB/BAS/ExTR13.0174/00
Baseefa04ATEX0009X/8	1 November 2013	The manufacturer requests supplementary certification to note changes to drawings controlled under certificates Baseefa04ATEX0009X and IECEx BAS 05.0048X. These changes are related to drawing names and other minor dimensional changes that do not affect certification.  Baseefa Certification Report GB/BAS/ExTR13.0259/00
Baseefa04ATEX0009X/9	8 July 2015	Clarification of Temperature Classification and ambient operating temperature and marking for the beacon types.  SGS Baseefa Report Number: GB/BAS/ExTR15.0187/00
Baseefa04ATEX0009X/10	19 October 2015	<ul style="list-style-type: none"> <li>• Introduction of Version (2) AC electronics together with 5, 10 and 15 Joules xenon tubes to the XB15 Xenon Beacon only.</li> <li>• Introduction of AC electronics to LD15 LED Beacon with rated voltage up to 254V.</li> <li>• To confirm that the type XB15 Xenon Beacon covered by this certificate have been reviewed and confirmed as following the latest standards as listed above.</li> <li>• Introduction of new separate marking for the Type LD15 beacon.</li> </ul>

		SGS Baseefa Report Numbers: GB/BAS/ExTR 15.0192/00 and GB/BAS/ExTR 15.0248/00.
Baseefa04ATEX0009X/11	3 February 2017	To allow the optional use of an BHN 2647 (G)(H) helical form extended life Xenon tube, in the Type XB15 Xenon Beacon; and to allow clarification of the operating voltages of the XB15 unit. SGS Baseefa Certification Report GB/BAS/ExTR16.0155/00.
Baseefa04ATEX0009X/12	30 May 2017	The manufacturer requests a variation to allow the XB15 rated at 230/240V a.c. and having a 15J ‘U’ shaped Xenon tube and Version 2 P.C.B. and 60, 80 or 120 flash rate to be fitted with an end of line resistor 12K $\Omega$ minimum 10W minimum resistor . SGS Baseefa Certification Report GB/BAS/ExTR17.0135/00.
Baseefa04ATEX0009X/13	17 October 2018	To clarify the General product information, Temperature class and ambient temperature range of the equipment SGS Baseefa report number GB/BAS/ExTR 18.0260/00.
Baseefa04ATEX0009X/14	30 October 2020	To permit a change to the electronic circuit by the addition of a synchronisation feature to the XB15 24V D.C Xenon Beacon. SGS Baseefa report number GB/BAS/ExTR20.0011/00.
Baseefa04ATEX0009X Issue 15	1 November 2021	This issue of the Certificate incorporates the Prime and Supplements issued thus far.  This issue of the certificate is to assess the product against the requirements of EN IEC 60079-0: 2018.  SGS Baseefa Certification Report 21(C)0385/01.
Baseefa04ATEX0009X Issue 16	28 October 2024	This issue of the certificate introduces metallic enclosure material options and an optional plastic lens cover arrangement including revision to the cover machining detail, and a new variant ‘LB15’ has been introduced. The temperature class table has been revised accordingly. The LD15 variant is now considered to be out of scope of IEC 60079-28 and its EN equivalent and has been removed from the list of applicable standards. The associated assessment is documented in SGS Baseefa report GB/SGS/ExTR24.0132/00, Projects 23/0427 & 23/0435.
Baseefa04ATEX0009X Issue 17	9 January 2025	To make minor revisions to manuals to include controlled essential safety information. Report GB/SGS/ExTR24.0132/00 updated to reference this essential safety information in Section 4.7. SGS Baseefa Certification Report GB/SGS/ExTR24.0132/01, Project 24/0556.
For drawings applicable to each issue, see original of that issue.		

1 **EU - TYPE EXAMINATION CERTIFICATE**

2 **Equipment or Protective System Intended for use in Potentially Explosive Atmospheres  
Directive 2014/34/EU**

3 EU - Type Examination Certificate **Baseefa04ATEX0009X – Issue 15**  
Number:

3.1 In accordance with Article 41 of Directive 2014/34/EU, EC-Type Examination Certificates referring to 94/9/EC that were in existence prior to the date of application of 2014/34/EU (20 April 2016) may be referenced as if they were issued in accordance with Directive 2014/34/EU. Supplementary Certificates to such EC-Type Examination Certificates, and new issues of such certificates, may continue to bear the original certificate number issued prior to 20 April 2016.

4 Product: **Type XB15 Xenon Beacon**

5 Manufacturer: **Eaton MEDC Limited**

6 Address: **Unit B, Sutton Parkway, Oddicroft Lane, Sutton-in-Ashfield, NG17 5FB**

7 This re-issued certificate extends EC Type Examination Certificate No. **Baseefa04ATEX0009X** to apply to product designed and constructed in accordance with the specification set out in the Schedule of the said certificate but having any variations specified in the Schedule attached to this certificate and the documents therein referred to.

8 SGS Fimko Oy, Notified Body number 0598, in accordance with Article 17 of Directive 2014/34/EU of the European Parliament and of the Council, dated 26 February 2014, certifies that this product has been found to comply with the Essential Health and Safety Requirements relating to the design and construction of products intended for use in potentially explosive atmospheres given in Annex II to the Directive.

8.1 The original certificate was issued by SGS Baseefa Ltd (UK Notified Body 1180). It, and any supplements previously issued by SGS Baseefa Ltd have been transferred to the supervision of SGS Fimko Oy (EU Notified Body 0598). The original certificate number is retained.

The examination and test results are recorded in confidential Report No. **See Certificate History**

9 Compliance with the Essential Health and Safety Requirements has been assured by compliance with:

**EN IEC 60079-0:2018 EN 60079-1:2014 EN 60079-28:2015 EN 60079-31:2014**

except in respect of those requirements listed at item 18 of the Schedule.

10 If the sign “X” is placed after the certificate number, it indicates that the product is subject to the Specific Conditions of Use specified in the schedule to this certificate.

11 This EU - TYPE EXAMINATION CERTIFICATE relates only to the design and construction of the specified product. Further requirements of the Directive apply to the manufacturing process and supply of this product. These are not covered by this certificate.

12 The marking of the product shall include the following:

 **See Schedule**

SGS Fimko Oy Customer Reference No. **0676**

Project File No. **21/0385**

This document is issued by the Company subject to their General Conditions for Certification Services accessible at <http://www.sgs.com/en/Terms-and-Conditions.aspx>. Attention is drawn to the limitation of liability, indemnification and jurisdiction issues defined therein. Any holder of this document is advised that information contained herein reflects the Company's findings at the time of their intervention only and within the limits of Client's instructions, if any. It does not necessarily indicate that the equipment may be used in particular industries or circumstances. The Company's sole responsibility is to its Client and this document does not exonerate parties to a transaction from exercising all their rights and obligations under the transaction documents. This document cannot be reproduced except in full, schedule included, without prior written approval of the Company. Any unauthorized alteration, forgery or falsification of the content or appearance of this document is unlawful and offenders may be prosecuted to the fullest extent of the law.

**SGS Fimko Oy**

Takomotie 8  
FI-00380 Helsinki, Finland  
Telephone +358 (0)9 696 361  
e-mail [sgs.fimko@sgs.com](mailto:sgs.fimko@sgs.com)  
web site [www.sgs.fi](http://www.sgs.fi)

Business ID 0978538-5 Member of the SGS Group (SGA SA)



Tuomas Hänninen  
SGS Fimko Oy

13 **Schedule**

14 **Certificate Number Baseefa04ATEX0009X – Issue 15**

15 **Description of Product**

The Type XB15 flameproof housing comprises a cylindrical enclosure, manufactured in glass reinforced polyester by compression moulding, complete with a borosilicate wellglass cemented into the centre of the cover. In addition, the wellglass may be protected by an optional guard arrangement fixed to the cover.

The cover is mated to the enclosure base by a threaded joint which is then locked by a M4 x 10mm long steel grub screw.

Up to three M20 or M25 (or NPT equivalent) cable entries are provided in the side wall of the enclosure. Internal earthing facilities are provided alongside the internal component connections.

The XB15 Xenon Beacon may be rated at 24V d.c. 48V d.c. and up to 254V a.c. With a maximum power dissipation of 30 Watts. The XB15 fitted with a helical or ‘U’ shaped tube may have the alternative type designation SB9.

An alternative XB15 rated at 230/240V a.c. having a 15J ‘U’ shaped Xenon tube, Version 2 P.C.B. and 60, 80 or 120 flash rate, is fitted with a 12KΩ, 10W minimum end of line resistor. In this configuration it will be given the type designation XB15R.




The XB15 Xenon Beacon may also be used with alternative interior components which are designated the FB15 and LD15, and are further described below:

The Type FB15 Filament Lamp may be rated from 12V d.c. to 254V a.c. with a maximum power dissipation filament lamp of 60W or 100W. The filament lamp may be replaced by a 5W LED bulb.

The Type LD15 LED Beacon may be rated up to 48V d.c. with a maximum power dissipation of 13.5W. In addition, the LD15 LED may be manufactured with A.C. Electronics with a rated voltage up to 254V a.c.

For all variants listed above the enclosures may be fitted with a terminal block with up to 12 ways and rated up to 25A.

The marking of the product shall include the following:

For FB15:  II 2 GD Ex db IIC T\*Gb Ex tb IIIC T\*Db (T<sub>amb</sub> -55°C to \*°C) IP6X \*See Table below  
 For XB15:  II 2 GD Ex db op is IIC T\*Gb Ex tb op is IIIC T\*Db (T<sub>amb</sub> -55°C to \*°C) IP6X \*See Table below  
 For LD15:  II 2 GD Ex db op is IIC T\*Gb Ex tb op is IIIC T\*Db (T<sub>amb</sub> -55°C to \*°C) IP6X \*See Table below

Beacon Type and variation	Lamp Rating Power/Energy	*Temperature Class
<b>XB15</b> Fitted with Version 1 or 2 electronics (Version 1 electronics available as 15 Joules only)	15 Joules	T5/T100°C (T <sub>amb</sub> -55°C to +40°C)
		T4/T135°C (T <sub>amb</sub> -55°C to +55°C)
		T4/T135°C (T <sub>amb</sub> -55°C to +70°C)
	10 Joules	T6/T85°C (T <sub>amb</sub> -55°C to +40°C)
		T5/T100°C (T <sub>amb</sub> -55°C to +55°C)
		T4/T135°C (T <sub>amb</sub> -55°C to +70°C)
	5 Joules	T6/T85°C (T <sub>amb</sub> -55°C to +40°C)
		T6/T85°C (T <sub>amb</sub> -55°C to +55°C)
		T5/T100°C (T <sub>amb</sub> -55°C to +70°C)
<b>XB15</b> Fitted with HN 2647 (G)(H) helical form Xenon tube	15 Joules	T5/T100°C (T <sub>amb</sub> -55°C to +40°C)
		T4/T135°C (T <sub>amb</sub> -55°C to +55°C)
		T4/T135°C (T <sub>amb</sub> -55°C to +70°C)
	10 Joules	T6/T85°C (T <sub>amb</sub> -55°C to +40°C)
		T5/T100°C (T <sub>amb</sub> -55°C to +55°C)
		T4/T135°C (T <sub>amb</sub> -55°C to +70°C)
	5 Joules	T6/T85°C (T <sub>amb</sub> -55°C to +40°C)
		T6/T85°C (T <sub>amb</sub> -55°C to +55°C)
		T5/T100°C (T <sub>amb</sub> -55°C to +70°C)

<b>XB15R</b> 240V a.c. Fitted with end of line resistor of value 12KΩ 10W minimum. 'U' Shaped Xenon tube Version 2 Electronic P.C.B.	15 Joules, Flash rate 60	T5/T100°C (T <sub>amb</sub> -55°C to +40°C)
		T4/T135°C (T <sub>amb</sub> -55°C to +55°C)
		T4/T135°C (T <sub>amb</sub> -55°C to +70°C)
	15 Joules, Flash rate 80	T5/T100°C (T <sub>amb</sub> -55°C to +40°C)
		T4/T135°C (T <sub>amb</sub> -55°C to +55°C)
		T4/T135°C (T <sub>amb</sub> -55°C to +70°C)
	15 Joules, Flash rate 120	T5/T100°C (T <sub>amb</sub> -55°C to +40°C)
		T4/T135°C (T <sub>amb</sub> -55°C to +55°C)
		T4/T135°C (T <sub>amb</sub> -55°C to +70°C)
<b>FB15</b> 60W or 5W LED Bulb	100W	T4/T135°C (T <sub>amb</sub> -55°C to +55°C)
		T3/T200°C (T <sub>amb</sub> -55°C to +70°C)
	13.5W	T3/T200°C (T <sub>amb</sub> -55°C to +40°C)
<b>LD15</b> Voltage Type d.c.	110/254V	T6/T85°C (T <sub>amb</sub> -55°C to +55°C)
		T5/T100°C (T <sub>amb</sub> -55°C to +70°C)
<b>LD15</b> Voltage Type a.c.		T6/T85°C (T <sub>amb</sub> -55°C to +40°C)
		T6/T85°C (T <sub>amb</sub> -55°C to +55°C)
		T5/T100°C (T <sub>amb</sub> -55°C to +70°C)

## 16 Report Number

See Certificate History

## 17 Specific Conditions of Use

- Painting and surface finishes, other than those applied by the manufacturer, are not permitted
- In order to maintain the dust tight integrity of the enclosures (IP6X), the threads of cable entry devices and stopping plugs shall be sealed in accordance with the applicable code of practice for flameproof installation.

## 18 Essential Health and Safety Requirements

All relevant Essential Health and Safety Requirements are covered by the standards listed at item 9.

## 19 Drawings and Documents

New drawings submitted for this issue of certificate:

None.

Current drawings which remain unaffected by this issue:

Number	Sheet	Issue	Date	Description
276-142*	1	K	18/05/17	ATEX/IECEX CERTIFICATION GA XB15 XENON BEACON FB15 LUMINAIRE
276-196	1	B	01-10-09	FL15 Steady Beacon
276-222	1	B	01-10-09	LD 15 Steady Beacon
276-237	1	B	01-10-09	TH15 Rotating Beacon
276-260		A	27/04/06	Alternative Label
122-808		1	05/03/07	Addition of Optional Acrylic Paint to Products Listed.
379-103*	1 of 1	B	30/09/2015	ATEX/IECEX Certification GA LD15 LED Beacon
379-104	1 of 1	C	29/05/2015	LD15 ATEX Certification Label
276-142	1 of 1	F	12/02/13	ATEX Certification GA XB15/FB15 Beacon
276-451**	1 of 1	E	18/05/17	XB15 ATEX Certification Label
276-439	1 of 1	C	05/10/2015	FB15 ATEX Certification Label

\* This drawing is common to Baseefa04ATEX0009X and IECEX BAS 05.0048X and held with the latter.

\*\* This drawing is held with Baseefa04ATEX0009X.

20 Certificate History

Certificate No.	Date	Comments
Baseefa04ATEX0009X	1 July 2004	The release of the prime certificate. The associated test and assessment against the requirements of EN 50014:1997 + Amendments 1 & 2, EN 50018: 2000 + Amendment 1 and EN 50281-1-1: 1998 + Amendment 1 is documented in Test Report No. 03(C)0483.
Baseefa04ATEX0009X/1	12 November 2004	Replacement of the xenon lamp by an 18W fluorescent lamp and associated control gear to form a Type FL15 Beacon rated up to 48V d.c. or up to 250V a.c.  In addition, replacement of the xenon lamp by six banks of 5 LEDs and associated control gear to form a Type LD15 Beacon rated up to 48V d.c. or up to 254V a.c.  Baseefa Certification Report 05(C)0245
Baseefa04ATEX0009X/2	15 June 2009	This issue of the certificate is to: <ul style="list-style-type: none"> <li>• Add an alternative interior comprising a tungsten halogen lamp with a rotating screen assembly and control electronics, all attached to a mounting plate which is raised on pillars from the base. A terminal block is mounted in the base of the enclosure for the connection of incoming cables.</li> <li>• Add an alternative type designation of SB9 for the XB15 unit only</li> <li>• Add Alternative label detail.</li> </ul> Baseefa Certification Report GB/BAS/ExTR06.0099/00
Baseefa04ATEX0009X/3	23 April 2007	To permit the use of epoxy or acrylic paint processes on the products detailed below.
Baseefa04ATEX0009X/4	2 October 2009	Clarification of the routine overpressure test requirement.  Baseefa Certification Report GB/BAS/ExTR 09.0179/00
Baseefa04ATEX0009X/5	5 April 2011	Introduction of an optional LED lamp rated up to 5W, in place of the current filament lamp.  And,  Miscellaneous minor drawing changes, including the removal of an alternative material option.  No Report allocated
Baseefa04ATEX0009X/6	19 February 2013	This issue of the report has numerous variations: <ul style="list-style-type: none"> <li>• Re-design of the interior arrangement of the LD15 Beacon</li> <li>• Revision of temperature classes for the DC version of the LD15 Beacon</li> <li>• Revisions to the DC versions of the XB15 Beacon</li> <li>• Deletion of the FL15, TH15 and the AC version of the LD15 from the certificate</li> </ul>

Certificate No.	Date	Comments
		<ul style="list-style-type: none"> <li>Revision to the manufacturer's address</li> <li>The equipment covered by this certificate has been reviewed against the requirements of EN 60079-0: 2012, EN 60079-1: 2007 and EN60079-31: 2009 and compliance is confirmed.</li> <li>A change of marking</li> </ul> <p>SGS Baseefa Certification Report GB/BAS/ExTR13.0026/00.</p>
Baseefa04ATEX0009X/7	13 August 2013	<p>To note correction to drawing of routine pressure test value together with minor dimensional changes that do not affect certification.</p> <p>SGS Baseefa Certification Report GB/BAS/ExTR13.0174/00</p>
Baseefa04ATEX0009X/8	1 November 2013	<p>The manufacturer requests supplementary certification to note changes to drawings controlled under certificates Baseefa04ATEX0009X and IECEx BAS 05.0048X. These changes are related to drawing names and other minor dimensional changes that do not affect certification.</p> <p>Baseefa Certification Report GB/BAS/ExTR13.0259/00</p>
Baseefa04ATEX0009X/9	8 July 2015	<p>Clarification of Temperature Classification and ambient operating temperature and marking for the beacon types.</p> <p>SGS Baseefa Report Number: GB/BAS/ExTR15.0187/00</p>
Baseefa04ATEX0009X/10	19 October 2015	<ul style="list-style-type: none"> <li>Introduction of Version (2) AC electronics together with 5, 10 and 15 Joules xenon tubes to the XB15 Xenon Beacon only.</li> <li>Introduction of AC electronics to LD15 LED Beacon with rated voltage up to 254V.</li> <li>To confirm that the type XB15 Xenon Beacon covered by this certificate have been reviewed and confirmed as following the latest standards as listed above.</li> <li>Introduction of new separate marking for the Type LD15 beacon.</li> </ul> <p>SGS Baseefa Report Numbers: GB/BAS/ExTR 15.0192/00 and GB/BAS/ExTR 15.0248/00.</p>
Baseefa04ATEX0009X/11	3 February 2017	<p>To allow the optional use of an BHN 2647 (G)(H) helical form extended life Xenon tube, in the Type XB15 Xenon Beacon; and to allow clarification of the operating voltages of the XB15 unit.</p> <p>SGS Baseefa Certification Report GB/BAS/ExTR16.0155/00.</p>
Baseefa04ATEX0009X/12	30 May 2017	<p>The manufacturer requests a variation to allow the XB15 rated at 230/240V a.c. and having a 15J 'U' shaped Xenon tube and Version 2 P.C.B. and 60, 80 or 120 flash rate to be fitted with an end of line resistor 12K<math>\Omega</math> minimum 10W minimum resistor .</p> <p>SGS Baseefa Certification Report GB/BAS/ExTR17.0135/00.</p>
Baseefa04ATEX0009X/13	17 October 2018	<p>To clarify the General product information, Temperature class and ambient temperature range of the equipment</p> <p>SGS Baseefa report number GB/BAS/ExTR 18.0260/00.</p>
Baseefa04ATEX0009X/14	30 October 2020	<p>To permit a change to the electronic circuit by the addition of a synchronisation feature to the XB15 24V D.C Xenon Beacon.</p> <p>SGS Baseefa report number GB/BAS/ExTR20.0011/00.</p>

---

---

<b>Certificate No.</b>	<b>Date</b>	<b>Comments</b>
Baseefa04ATEX0009X/15	1 November 2021	<p>This issue of the Certificate incorporates the Prime and Supplements issued thus far.</p> <p>This issue of the certificate is to assess the product against the requirements of EN IEC 60079-0: 2018.</p> <p>SGS Baseefa Certification Report 21(C)0385/01.</p>
For drawings applicable to each issue, see original of that issue.		

**1 SUPPLEMENTARY EU - TYPE EXAMINATION CERTIFICATE**

**2 Equipment or Protective System Intended for use in Potentially Explosive Atmospheres  
Directive 2014/34/EU**

**3** Supplementary EU - Type Examination Certificate Number: **Baseefa04ATEX0009X/14**

**3.1** In accordance with Article 41 of Directive 2014/34/EU, EC-Type Examination Certificates referring to 94/9/EC that were in existence prior to the date of application of 2014/34/EU (20 April 2016) may be referenced as if they were issued in accordance with Directive 2014/34/EU. Supplementary Certificates to such EC-Type Examination Certificates, and new issues of such certificates, may continue to bear the original certificate number issued prior to 20 April 2016

**4** Product: **Type XB15 Xenon Beacon**

**5** Manufacturer: **Eaton MEDC Limited**

**6** Address: **Unit B, Sutton Parkway, Oddicroft Lane, Sutton-in-Ashfield,  
NG17 5FB**

**7** This supplementary certificate extends EC – Type Examination Certificate No. **Baseefa04ATEX0009X** to apply to products designed and constructed in accordance with the specification set out in the Schedule of the said certificate but having any variations specified in the Schedule attached to this certificate and the documents therein referred to.

**8** SGS Fimko Oy, Notified Body number 0598, in accordance with Article 17 of Directive 2014/34/EU of the European Parliament and of the Council, dated 26 February 2014, certifies that the product, as modified by this supplementary certificate, has been found to comply with the Essential Health and Safety Requirements relating to the design and construction of products intended for use in potentially explosive atmospheres given in Annex II to the Directive.

**8.1** The original certificate was issued by SGS Baseefa Ltd (UK Notified Body 1180). It, and any supplements previously issued by SGS Baseefa Ltd have been transferred to the supervision of SGS Fimko Oy (EU Notified Body 0598). The original certificate number is retained.

SGS Fimko Oy Customer Reference No. **0676**

Project File No. **19/0596**

This document is issued by the Company subject to their General Conditions for Certification Services accessible at <http://www.sgs.com/en/Terms-and-Conditions.aspx>. Attention is drawn to the limitation of liability, indemnification and jurisdiction issues defined therein. Any holder of this document is advised that information contained herein reflects the Company's findings at the time of their intervention only and within the limits of Client's instructions, if any. It does not necessarily indicate that the equipment may be used in particular industries or circumstances. The Company's sole responsibility is to its Client and this document does not exonerate parties to a transaction from exercising all their rights and obligations under the transaction documents. This document cannot be reproduced except in full, schedule included, without prior written approval of the Company. Any unauthorized alteration, forgery or falsification of the content or appearance of this document is unlawful and offenders may be prosecuted to the fullest extent of the law.

**SGS Fimko Oy**

Takomotie 8

FI-00380 Helsinki, Finland

Telephone +358 (0)9 696 361

e-mail [sgs.fimko@sgs.com](mailto:sgs.fimko@sgs.com)

web site [www.sgs.fi](http://www.sgs.fi)

Business ID 0978538-5 Member of the SGS Group (SGA SA)



M POWNEY  
Certification  
Manager

R S SINCLAIR

Authorised Signatory for SGS Fimko Oy

---

13

## **Schedule**

14

**Certificate Number Baseefa04ATEX0009X/14**

15 **Description of the variation to the Product**

### **Variation 14.1**

To permit a change to the electronic circuit by the addition of a synchronisation feature to the XB15 24V D.C Xenon Beacon.

16 **Report Number**

SGS Baseefa report number GB/BAS/ExTR20.0011/00.

17 **Specific Conditions of Use**

None additional to those listed previously.

18 **Essential Health and Safety Requirements**

Compliance with the Essential Health and Safety Requirements is not affected by this variation.

19 **Drawings and Documents**

There are no changes to any certified drawings.

1 **SUPPLEMENTARY EU - TYPE EXAMINATION CERTIFICATE**

2 **Equipment or Protective System Intended for use in Potentially Explosive Atmospheres  
Directive 2014/34/EU**

3 Supplementary EU - Type **Baseefa04ATEX0009X/13**  
Examination Certificate Number:

3.1 In accordance with Article 41 of Directive 2014/34/EU, EC-Type Examination Certificates referring to 94/9/EC that were in existence prior to the date of application of 2014/34/EU (20 April 2016) may be referenced as if they were issued in accordance with Directive 2014/34/EU. Supplementary Certificates to such EC-Type Examination Certificates, and new issues of such certificates, may continue to bear the original certificate number issued prior to 20 April 2016

4 Product: **Type XB15 Xenon Beacon**

5 Manufacturer: **Eaton MEDC Limited**

6 Address: **Unit B, Sutton Parkway, Oddicroft Lane, Sutton-in-Ashfield,  
NG17 5FB,**

7 This supplementary certificate extends EC – Type Examination Certificate No. **Baseefa04ATEX0009X** to apply to products designed and constructed in accordance with the specification set out in the Schedule of the said certificate but having any variations specified in the Schedule attached to this certificate and the documents therein referred to.

8 SGS Baseefa, Notified Body number 1180, in accordance with Article 17 of Directive 2014/34/EU of the European Parliament and of the Council, dated 26 February 2014, certifies that the product, as modified by this supplementary certificate, has been found to comply with the Essential Health and Safety Requirements relating to the design and construction of products intended for use in potentially explosive atmospheres given in Annex II to the Directive.

SGS Baseefa Customer Reference No. **0676**

Project File No. **18/0637**

This document is issued by the Company subject to its General Conditions for Certification Services accessible at [13](#) and the Supplementary Terms and Conditions accessible at <http://www.sgs.com/SGSBaseefa/Terms-and-Conditions.aspx>. Attention is drawn to the limitation of liability, indemnification and jurisdiction issues defined therein. Any holder of this document is advised that information contained herein reflects the Company's findings at the time of its intervention only and within the limits of Client's instructions, if any. It does not necessarily indicate that the equipment may be used in particular industries or circumstances. The Company's sole responsibility is to its Client and this document does not exonerate parties to a transaction from exercising all their rights and obligations under the transaction documents. This document cannot be reproduced except in full, schedule included, without prior written approval of the Company. Any unauthorized alteration, forgery or falsification of the content or appearance of this document is unlawful and offenders may be prosecuted to the fullest extent of the law.

**SGS Baseefa Limited**

Rockhead Business Park, Staden Lane,  
Buxton, Derbyshire SK17 9RZ

Telephone +44 (0) 1298 766600 Fax +44 (0) 1298 766601  
e-mail [baseefa@sgs.com](mailto:baseefa@sgs.com) web site [www.sgs.co.uk/sgsbaseefa](http://www.sgs.co.uk/sgsbaseefa)

Registered in England No. 4305578.

Registered address: Rossmore Business Park, Ellesmere Port, Cheshire, CH65 3EN



**R S SINCLAIR**  
TECHNICAL MANAGER

On behalf of SGS Baseefa Limited

**M POWNEY**  
Certification  
Manager

13

## Schedule

14

Certificate Number Baseefa04ATEX0009X/13

### 15 Description of the variation to the Product

#### Variation 13.1

To clarify the General product information, Temperature class and ambient temperature range of the equipment

#### General Product Description

The Type XB15 flameproof housing comprises a cylindrical enclosure, manufactured in glass reinforced polyester by compression moulding, complete with a borosilicate wellglass cemented into the centre of the cover. In addition the wellglass may be protected by an optional guard arrangement fixed to the cover.

The cover is mated to the enclosure base by a threaded joint which is then locked by a M4 x 10mm long steel grub screw.

Up to three M20 or M25 (or NPT equivalent) cable entries are provided in the side wall of the enclosure. Internal earthing facilities are provided alongside the internal component connections.

The XB15 Xenon Beacon may be rated at 24V d.c. 48V d.c. and up to 254V a.c. With a maximum power dissipation of 30 Watts. The XB15 fitted with a helical or 'U' shaped tube may have the alternative type designation SB9.

An alternative XB15 rated at 230/240V a.c. having a 15J 'U' shaped Xenon tube, Version 2 P.C.B. and 60, 80 or 120 flash rate, is fitted with a 12K $\Omega$ , 10W minimum end of line resistor. In this configuration it will be given the type designation XB15R.

The XB15 Xenon Beacon may also be used with alternative interior components which are designated the FB15 and LD15, and are further described below:

The Type FB15 Filament Lamp may be rated from 12V d.c. to 254V a.c. with a maximum power dissipation filament lamp of 60W or 100W. The filament lamp may be replaced by a 5W LED bulb.

The Type LD15 LED Beacon may be rated up to 48V d.c. with a maximum power dissipation of 13.5W. In addition the LD15 LED may be manufactured with A.C. Electronics with a rated voltage up to 254V a.c.

For all variants listed above the enclosures may be fitted with a terminal block with up to 12 ways and rated up to 25A

Beacon Type and variation	Lamp Rating Power/Energy	*Temperature Class
<b>XB15</b> Fitted with Version 1 or 2 electronics (Version 1 electronics available as 15 Joules only)	15 Joules	T5/T100°C (T <sub>amb</sub> -55°C to +40°C)
		T4/T135°C (T <sub>amb</sub> -55°C to +55°C)
		T4/T135°C (T <sub>amb</sub> -55°C to +70°C)
	10 Joules	T6/T85°C (T <sub>amb</sub> -55°C to +40°C)
		T5/T100°C (T <sub>amb</sub> -55°C to +55°C)
		T4/T135°C (T <sub>amb</sub> -55°C to +70°C)
	5 Joules	T6/T85°C (T <sub>amb</sub> -55°C to +40°C)
		T6/T85°C (T <sub>amb</sub> -55°C to +55°C)
		T5/T100°C (T <sub>amb</sub> -55°C to +70°C)
<b>XB15</b> Fitted with HN 2647 (G)(H) helical form Xenon tube	15 Joules	T5/T100°C (T <sub>amb</sub> -55°C to +40°C)
		T4/T135°C (T <sub>amb</sub> -55°C to +55°C)
		T4/T135°C (T <sub>amb</sub> -55°C to +70°C)
	10 Joules	T6/T85°C (T <sub>amb</sub> -55°C to +40°C)
		T5/T100°C (T <sub>amb</sub> -55°C to +55°C)
		T4/T135°C (T <sub>amb</sub> -55°C to +70°C)
	5 Joules	T6/T85°C (T <sub>amb</sub> -55°C to +40°C)
		T6/T85°C (T <sub>amb</sub> -55°C to +55°C)
		T5/T100°C (T <sub>amb</sub> -55°C to +70°C)

Beacon Type and variation	Lamp Rating Power/Energy	*Temperature Class
<b>XB15R</b> 240V a.c. Fitted with end of line resistor of value 12K $\Omega$ 10W minimum. 'U' Shaped Xenon tube Version 2 Electronic P.C.B.	15 Joules, Flash rate 60	T5/T100°C (T <sub>amb</sub> -55°C to +40°C)
		T4/T135°C (T <sub>amb</sub> -55°C to +55°C)
		T4/T135°C (T <sub>amb</sub> -55°C to +70°C)
	15 Joules, Flash rate 80	T5/T100°C (T <sub>amb</sub> -55°C to +40°C)
		T4/T135°C (T <sub>amb</sub> -55°C to +55°C)
		T4/T135°C (T <sub>amb</sub> -55°C to +70°C)
	15 Joules, Flash rate 120	T5/T100°C (T <sub>amb</sub> -55°C to +40°C)
		T4/T135°C (T <sub>amb</sub> -55°C to +55°C)
		T4/T135°C (T <sub>amb</sub> -55°C to +70°C)
<b>FB15</b>	60W or 5W LED Bulb	T4/T135°C (T <sub>amb</sub> -55°C to +55°C)
	100W	T3/T200°C (T <sub>amb</sub> -55°C to +70°C)
<b>LD15</b> Voltage Type d.c.	13.5W	T6/T85°C (T <sub>amb</sub> -55°C to +55°C)
		T5/T100°C (T <sub>amb</sub> -55°C to +70°C)
<b>LD15</b> Voltage Type a.c.	110/254V	T6/T85°C (T <sub>amb</sub> -55°C to +40°C)
		T6/T85°C (T <sub>amb</sub> -55°C to +55°C)
		T5/T100°C (T <sub>amb</sub> -55°C to +70°C)

**16 Report Number**

SGS Baseefa report number GB/BAS/ExTR 18.0260/00

**17 Specific Conditions of Use**

None additional to those listed previously

**18 Essential Health and Safety Requirements**

Compliance with the Essential Health and Safety Requirements is not affected by this variation.

**19 Drawings and Documents**

There are no changes to any certified drawings

1 **SUPPLEMENTARY EU - TYPE EXAMINATION CERTIFICATE**

2 **Equipment or Protective System Intended for use in Potentially Explosive Atmospheres  
Directive 2014/34/EU**

3 Supplementary EU - Type Examination Certificate Number: **Baseefa04ATEX0009X/12**

3.1 In accordance with Article 41 of Directive 2014/34/EU, EC-Type Examination Certificates referring to 94/9/EC that were in existence prior to the date of application of 2014/34/EU (20 April 2016) may be referenced as if they were issued in accordance with Directive 2014/34/EU. Supplementary Certificates to such EC-Type Examination Certificates, and new issues of such certificates, may continue to bear the original certificate number issued prior to 20 April 2016

4 Product: **Type XB15 Xenon Beacon**

5 Manufacturer: **Eaton MEDC Limited**

6 Address: **Unit B, Sutton Parkway, Oddicroft Lane, Sutton-in-Ashfield, NG17 5FB**

7 This supplementary certificate extends EC – Type Examination Certificate No. **Baseefa04ATEX0009X** to apply to products designed and constructed in accordance with the specification set out in the Schedule of the said certificate but having any variations specified in the Schedule attached to this certificate and the documents therein referred to.

8 SGS Baseefa, Notified Body number 1180, in accordance with Article 17 of Directive 2014/34/EU of the European Parliament and of the Council, dated 26 February 2014, certifies that the product, as modified by this supplementary certificate, has been found to comply with the Essential Health and Safety Requirements relating to the design and construction of products intended for use in potentially explosive atmospheres given in Annex II to the Directive.

SGS Baseefa Customer Reference No. **0676**

Project File No. **17/0302**

This document is issued by the Company subject to its General Conditions for Certification Services accessible at <http://www.sgs.com/en/Terms-and-Conditions.aspx> and the Supplementary Terms and Conditions accessible at <http://www.sgs.com/SGSBaseefa/Terms-and-Conditions.aspx>. Attention is drawn to the limitation of liability, indemnification and jurisdiction issues defined therein. Any holder of this document is advised that information contained herein reflects the Company's findings at the time of its intervention only and within the limits of Client's instructions, if any. It does not necessarily indicate that the equipment may be used in particular industries or circumstances. The Company's sole responsibility is to its Client and this document does not exonerate parties to a transaction from exercising all their rights and obligations under the transaction documents. This document cannot be reproduced except in full, schedule included, without prior written approval of the Company. Any unauthorized alteration, forgery or falsification of the content or appearance of this document is unlawful and offenders may be prosecuted to the fullest extent of the law.

**SGS Baseefa Limited**


Rockhead Business Park, Staden Lane,  
Buxton, Derbyshire SK17 9RZ

Telephone +44 (0) 1298 766600 Fax +44 (0) 1298 766601

e-mail [baseefa@sgs.com](mailto:baseefa@sgs.com) web site [www.sgs.co.uk/baseefa](http://www.sgs.co.uk/baseefa)

Registered in England No. 4305578.

Registered address: Rossmore Business Park, Ellesmere Port, Cheshire, CH65 3EN

  
P.P.A. Bellman

R S SINCLAIR

TECHNICAL MANAGER

On behalf of SGS Baseefa Limited

13 **Schedule**

14 **Certificate Number Baseefa04ATEX0009X/12**

15 **Description of the variation to the Product**

**Variation 12.1**

The manufacturer requests a variation to allow the XB15 rated at 230/240V a.c. and having a 15J 'U' shaped Xenon tube and Version 2 P.C.B. and 60, 80 or 120 flash rate to be fitted with an end of line resistor 12K $\Omega$  minimum 10W minimum resistor

In this configuration it will be given the type designation XB15R and marked:

Ex db op is IIC T\* Gb; Ex tb op is IIIC T\*°C Db (Tamb -55°C to + °C) IP6X \*See Schedule

16 **Report Number**

GB/BAS/ExTR17.0135/00

17 **Specific Conditions of Use**

None additional to those listed previously.

18 **Essential Health and Safety Requirements**

Compliance with the Essential Health and Safety Requirements is not affected by this variation.

19 **Drawings and Documents**

Number	Issue	Date	Description
*276-142	K	18/05/17	ATEX/IECEX CERTIFICATION GA XB15 XENON BEACON FB15 LUMINAIRE
<sup>2</sup> 276-451	D		XB15 ATEX Certification Label

\*This drawing is common to Baseefa04ATEX0009X and held with IECEX BAS 05.0048X.

<sup>2</sup>This drawing is held with Baseefa04ATEX0009X.

1 **SUPPLEMENTARY EU - TYPE EXAMINATION CERTIFICATE**

2 **Equipment or Protective System Intended for use in Potentially Explosive Atmospheres  
Directive 2014/34/EU**

3 Supplementary EU - Type Examination Certificate Number: **Baseefa04ATEX0009X/11**

3.1 In accordance with Article 41 of Directive 2014/34/EU, EC-Type Examination Certificates referring to 94/9/EC that were in existence prior to the date of application of 2014/34/EU (20 April 2016) may be referenced as if they were issued in accordance with Directive 2014/34/EU. Supplementary Certificates to such EC-Type Examination Certificates, and new issues of such certificates, may continue to bear the original certificate number issued prior to 20 April 2016.

4 Product: **Type XB15 Xenon Beacon**

5 Manufacturer: **Eaton MEDC Limited**

6 Address: **Unit B, Sutton Parkway, Oddicroft Lane, Sutton-in-Ashfield, NG17 5FB**

7 This supplementary certificate extends EC – Type Examination Certificate No. **Baseefa04ATEX0009X** to apply to products designed and constructed in accordance with the specification set out in the Schedule of the said certificate but having any variations specified in the Schedule attached to this certificate and the documents therein referred to.

8 SGS Baseefa, Notified Body number 1180, in accordance with Article 17 of Directive 2014/34/EU of the European Parliament and of the Council, dated 26 February 2014, certifies that the product, as modified by this supplementary certificate, has been found to comply with the Essential Health and Safety Requirements relating to the design and construction of products intended for use in potentially explosive atmospheres given in Annex II to the Directive.

9 Item 9 of the original Certificate is replaced by "Compliance with the Essential Health and Safety Requirements has been assured by compliance with:

**EN 60079-0:2012+A11:2013      EN 60079-1:2104      EN 60079-28:2015      EN 60079-31:2014**

except in respect of those requirements listed at item 18 of the Schedule."

12 The marking of the equipment has changed from the original Certificate and shall include the following:

For FB15:

⊕ II 2 GD Ex db IIC T\*Gb  
Ex tb IIIC T\* Db (T<sub>amb</sub> -55°C to \*°C) IP6X \*See Schedule

For XB15

⊕ II 2 GD Ex db op is IIC T\*Gb  
Ex tb op is IIIC T\* Db (T<sub>amb</sub> -55°C to \*°C) IP6X \*See Schedule

For LD15:

⊕ II 2 GD Ex db op is IIC T\*Gb  
Ex tb op is IIIC T\* Db (T<sub>amb</sub> -55°C to \*°C) IP6X \*See Schedule

SGS Baseefa Customer Reference No. 0676

Project File No. 16/0395

This document is issued by the Company subject to its General Conditions for Certification Services accessible at <http://www.sgs.com/en/Terms-and-Conditions.aspx> and the Supplementary Terms and Conditions accessible at <http://www.sgs.com/SGSBaseefa/Terms-and-Conditions.aspx>. Attention is drawn to the limitation of liability, indemnification and jurisdiction issues defined therein. Any holder of this document is advised that information contained herein reflects the Company's findings at the time of its intervention only and within the limits of Client's instructions, if any. It does not necessarily indicate that the equipment may be used in particular industries or circumstances. The Company's sole responsibility is to its Client and this document does not exonerate parties to a transaction from exercising all their rights and obligations under the transaction documents. This document cannot be reproduced except in full, schedule included, without prior written approval of the Company. Any unauthorized alteration, forgery or falsification of the content or appearance of this document is unlawful and offenders may be prosecuted to the fullest extent of the law.

**SGS Baseefa Limited**

Rockhead Business Park, Staden Lane,  
Buxton, Derbyshire SK17 9RZ

Telephone +44 (0) 1298 766600 Fax +44 (0) 1298 766601

e-mail [baseefa@sgs.com](mailto:baseefa@sgs.com) web site [www.sgs.co.uk/baseefa](http://www.sgs.co.uk/baseefa)

Registered in England No. 4305578.

Registered address: Rossmore Business Park, Ellesmere Port, Cheshire, CH65 3EN

*PP M'Downey*  
*M'Downey*

R S SINCLAIR

TECHNICAL MANAGER

On behalf of SGS Baseefa Limited

13 **Schedule**

14 **Certificate Number Baseefa04ATEX0009X/11**

15 **Description of the variation to the Product**

**Variation 11.1**

to allow the optional use of an BHN 2647 (G)(H) helical form extended life Xenon tube, in the Type XB15 Xenon Beacon.

Beacon Type	Tube Energy	Temperature class / Ambient
XB15 Fitted with BHN 2647 (G)(H) helical form Xenon tube	15 Joules	T4/T135°C (T <sub>amb</sub> -55°C to +70°C)
		T4/T135°C (T <sub>amb</sub> -55°C to +55°C)
		T5/T100°C (T <sub>amb</sub> -55°C to +40°C)
	10 Joules	T4/T135°C (T <sub>amb</sub> -55°C to +70°C)
		T5/T100°C (T <sub>amb</sub> -55°C to +55°C)
		T6/T85°C (T <sub>amb</sub> -55°C to +40°C)
	5 Joules	T5/T100°C (T <sub>amb</sub> -55°C to +70°C)
		T6/T85°C (T <sub>amb</sub> -55°C to +55°C)
		T6/T85°C (T <sub>amb</sub> -55°C to +40°C)

**Variation 11.2**

To allow clarification of the operating voltages of the XB15 unit

16 **Report Number**

GB/BAS/ExTR16.0155/00

17 **Specific Conditions of Use**

None additional to those listed previously

18 **Essential Health and Safety Requirements**

Compliance with the Essential Health and Safety Requirements is not affected by this variation.

19 **Drawings and Documents**

Number	Issue	Date	Description
*276-142	J	16/12/16	ATEX / IECEX certification G.A XB15 Xenon beacon FB15 Filament luminaire.
<sup>2</sup> 276-451	D	27/01/17	XB15 ATEX Certification Label

\* This drawing is common to and held with IECEx BAS 05.0048X

<sup>2</sup> This drawing is held with Baseefa04ATEX0009X

1 **SUPPLEMENTARY EC - TYPE EXAMINATION CERTIFICATE**

2 **Equipment or Protective System Intended for use in Potentially Explosive Atmospheres**  
**Directive 94/9/EC**

3 Supplementary EC - Type Examination Certificate Number: **Baseefa04ATEX0009X/10**

4 Equipment or Protective System: **Type XB15 Xenon Beacon**

5 Manufacturer: **Cooper MEDC Limited**

6 Address: **Unit B, Sutton Parkway, Oddicroft Lane, Sutton-in-Ashfield, NG17 5FB**

7 This supplementary certificate extends EC – Type Examination Certificate No. Baseefa04ATEX0009X to apply to equipment or protective systems designed and constructed in accordance with the specification set out in the Schedule of the said certificate but having any variations specified in the Schedule attached to this certificate and the documents therein referred to.

8 Item 9 of the original Certificate is replaced by “Compliance with the Essential Health and Safety Requirements has been assured by compliance with:

**EN 60079-0:2012+A11:2013 EN 60079-1:2014 IEC 60079-28:2015 EN 60079-31:2014**

except in respect of those requirements listed at item 18 of the Schedule.”

9 The marking of the equipment has changed from the original Certificate and shall include the following:

**For XB15 & FB15:**

**⊕ II 2 GD Ex db IIC T\*Gb**  
**Ex tb IIC T\* Db (T<sub>amb</sub> -55°C to \*°C) IP6X \*See Schedule**

**For LD15:**

**⊕ II 2 GD Ex db op is IIC T\*Gb**  
**Ex tb op is IIC T\* Db (T<sub>amb</sub> -55°C to \*°C) IP6X \*See Schedule**

This certificate shall be held with the original certificate.

Baseefa Customer Reference No. **0676**

Project File No. **15/0188**

This document is issued by the Company subject to its General Conditions for Certification Services accessible at <http://www.sgs.com/en/Terms-and-Conditions.aspx> and the Supplementary Terms and Conditions accessible at <http://www.baseefa.com/terms-and-conditions.asp>. Attention is drawn to the limitation of liability, indemnification and jurisdiction issues defined therein. Any holder of this document is advised that information contained herein reflects the Company's findings at the time of its intervention only and within the limits of Client's instructions, if any. It does not necessarily indicate that the equipment may be used in particular industries or circumstances. The Company's sole responsibility is to its Client and this document does not exonerate parties to a transaction from exercising all their rights and obligations under the transaction documents. This document cannot be reproduced except in full, schedule included, without prior written approval of the Company. Any unauthorized alteration, forgery or falsification of the content or appearance of this document is unlawful and offenders may be prosecuted to the fullest extent of the law.

**SGS Baseefa Limited**

Rockhead Business Park, Staden Lane,  
Buxton, Derbyshire SK17 9RZ

Telephone +44 (0) 1298 766600 Fax +44 (0) 1298 766601

e-mail [info@baseefa.com](mailto:info@baseefa.com) web site [www.baseefa.com](http://www.baseefa.com)

Registered in England No. 4305578.

Registered address: Rossmore Business Park, Ellesmere Port, Cheshire, CH65 3EN



**R S SINCLAIR**  
GENERAL MANAGER

On behalf of SGS Baseefa Limited

13

### Schedule

14

Certificate Number Baseefa04ATEX0009X/10

15

Description of the variation to the Equipment or Protective System

#### Variation 10.1

Introduction of Version (2) AC electronics together with 5, 10 and 15 Joules xenon tubes to the XB15 Xenon Beacon only.

Beacon Type	Tube Energy	Temperature class / Ambient
XB15	15 Joules	T4/T135°C (Tamb -55°C to +70°C)
		T4/T135°C (Tamb -55°C to +55°C)
		T5/T100°C (Tamb -55°C to +40°C)
	10 Joules	T4/T135°C (Tamb -55°C to +70°C)
		T5/T100°C (Tamb -55°C to +55°C)
		T6/T85°C (Tamb -55°C to +40°C)
	5 Joules	T5/T100°C (Tamb -55°C to +70°C)
		T6/T85°C (Tamb -55°C to +55°C)
		T6/T85°C (Tamb -55°C to +40°C)

#### Variation 10.2

Introduction of AC electronics to LD15 LED Beacon with rated voltage up to 254V.

#### Variation 10.3

To confirm that the type XB15 Xenon Beacon covered by this certificate have been reviewed and confirmed as being in compliance with the latest standards as listed above.

#### Variation 10.4

Introduction of new separate marking for the Type LD15 beacon:

⊕ II 2 GD Ex db op is IIC T\*Gb  
Ex tb op is IIIC T\* Db (T<sub>amb</sub> -55°C to \*°C) IP6X \*See Schedule

#### 16 Report Number

SGS Baseefa Report Numbers: GB/BAS/ExTR 15.0192/00 and GB/BAS/ExTR 15.0248/00.

#### 17 Specific Conditions of Use

None additional to those listed previously

#### 18 Essential Health and Safety Requirements

Compliance with the Essential Health and Safety Requirements is not affected by this variation.

#### 19 Drawings and Documents

Number	Sheet	Issue	Date	Description
276-451	1 of 1	C	29/06/2015	XB15 ATEX Certification Label
276-439	1 of 1	C	05/10/2015	FB15 ATEX Certification Label
*379-103	1 of 1	B	30/09/2015	ATEX/IECEx Certification GA LD15 LED Beacon
379-104	1 of 1	C	29/05/2015	LD15 ATEX Certification Label

\*This drawing is common to Baseefa04ATEX0009X and IECEx BAS 05.0048X and held with the latter.

1 **SUPPLEMENTARY EC - TYPE EXAMINATION CERTIFICATE**

2 **Equipment or Protective System Intended for use in Potentially Explosive Atmospheres  
Directive 94/9/EC**

3 Supplementary EC - Type Examination Certificate Number: **Baseefa04ATEX0009X/9**

4 Equipment or Protective System: **Type XB15 Xenon Beacon**

5 Manufacturer: **Cooper MEDC Limited**

6 Address: **Unit B, Sutton Parkway, Oddicroft Lane, Sutton-in-Ashfield, NG17 5FB**

7 This supplementary certificate extends EC – Type Examination Certificate No. Baseefa04ATEX0009X to apply to equipment or protective systems designed and constructed in accordance with the specification set out in the Schedule of the said certificate but having any variations specified in the Schedule attached to this certificate and the documents therein referred to.

This supplementary certificate shall be held with the original certificate.

Baseefa Customer Reference No. 0676

Project File No. 14/0448

This document is issued by the Company subject to its General Conditions for Certification Services accessible at <http://www.sgs.com/en/Terms-and-Conditions.aspx> and the Supplementary Terms and Conditions accessible at <http://www.baseefa.com/terms-and-conditions.asp>. Attention is drawn to the limitation of liability, indemnification and jurisdiction issues defined therein. Any holder of this document is advised that information contained herein reflects the Company's findings at the time of its intervention only and within the limits of Client's instructions, if any. It does not necessarily indicate that the equipment may be used in particular industries or circumstances. The Company's sole responsibility is to its Client and this document does not exonerate parties to a transaction from exercising all their rights and obligations under the transaction documents. This document cannot be reproduced except in full, schedule included, without prior written approval of the Company. Any unauthorized alteration, forgery or falsification of the content or appearance of this document is unlawful and offenders may be prosecuted to the fullest extent of the law.

**SGS Baseefa Limited**

Rockhead Business Park, Staden Lane,  
Buxton, Derbyshire SK17 9RZ

Telephone +44 (0) 1298 766600 Fax +44 (0) 1298 766601

e-mail [info@baseefa.com](mailto:info@baseefa.com) web site [www.baseefa.com](http://www.baseefa.com)

Registered in England No. 4305578.

Registered address: Rossmore Business Park, Ellesmere Port, Cheshire, CH65 3EN

A handwritten signature in black ink, appearing to read 'R S Sinclair', with a stylized flourish extending to the right.

R S SINCLAIR

GENERAL MANAGER

On behalf of SGS Baseefa Limited

13

## Schedule

14

Certificate Number Baseefa04ATEX0009X/9

15 Description of the variation to the Equipment or Protective System

### Variation 9.1

Clarification of Temperature Classification and ambient operating temperature and marking for the beacon types as detailed in the table below.

Beacon Type	Lamp Rating Power/Energy	*Temperature Class
XB15	30W / 15 Joules	T5/T100°C (T <sub>amb</sub> -55°C to +40°C)
		T4/T135°C (T <sub>amb</sub> -55°C to +55°C)
		T4/T135°C (T <sub>amb</sub> -55°C to +70°C)
	30W / 10 Joules*	T6/T85°C (T <sub>amb</sub> -55°C to +40°C)
		T5/T100°C (T <sub>amb</sub> -55°C to +55°C)
		T4/T135°C (T <sub>amb</sub> -55°C to +70°C)
	30W / 5 Joules*	T6/T85°C (T <sub>amb</sub> -55°C to +55°C)
		T5/T100°C (T <sub>amb</sub> -55°C to +70°C)
	FB15	60W or 5W LED Bulb
T3/T200°C (T <sub>amb</sub> -55°C to +70°C)		
100W		T3/T200°C (T <sub>amb</sub> -55°C to +40°C)
LD15	13.5W	T6/T85°C (T <sub>amb</sub> -55°C to +55°C)
		T5/T100°C (T <sub>amb</sub> -55°C to +70°C)

\*Note: the 30W/10 Joule and 30W/5 Joule XB15 rating are available in DC version only.

The equipment marking is:

⊕ II 2 GD Ex d IIC T\* Gb Ex tb IIIC T\*°C Db (T<sub>amb</sub> -55°C to + °C) IP6X \*See schedule

16 Report Number

SGS Baseefa Report Number: GB/BAS/ExTR15.0187/00

17 Specific Conditions of Use

None additional to those listed previously

18 Essential Health and Safety Requirements

Compliance with the Essential Health and Safety Requirements is not affected by this variation.

19 Drawings and Documents

Number	Sheet	Issue	Date	Description
276-451	1 of 1	B	24/06/2015	XB15 ATEX Certification Label

1 **SUPPLEMENTARY EC - TYPE EXAMINATION CERTIFICATE**

2 **Equipment or Protective System Intended for use in Potentially Explosive Atmospheres  
Directive 94/9/EC**

3 Supplementary EC - Type Examination Certificate Number: **Baseefa04ATEX0009X/8**

4 Equipment or Protective System: **Type XB15 Xenon Beacon**

5 Manufacturer: **Cooper MEDC Limited**

6 Address: **Unit B, Sutton Parkway, Oddicroft Lane, Sutton-in-Ashfield, NG17 5FB**

7 This supplementary certificate extends EC – Type Examination Certificate No. Baseefa04ATEX0009X to apply to equipment or protective systems designed and constructed in accordance with the specification set out in the Schedule of the said certificate but having any variations specified in the Schedule attached to this certificate and the documents therein referred to.

This supplementary certificate shall be held with the original certificate.

Baseefa Customer Reference No. **0676**

Project File No. **13/0779**

This document is issued by the Company subject to its General Conditions for Certification Services accessible at <http://www.sgs.com/en/Terms-and-Conditions.aspx> and the Supplementary Terms and Conditions accessible at <http://www.baseefa.com/terms-and-conditions.asp>. Attention is drawn to the limitation of liability, indemnification and jurisdiction issues defined therein. Any holder of this document is advised that information contained herein reflects the Company's findings at the time of its intervention only and within the limits of Client's instructions, if any. It does not necessarily indicate that the equipment may be used in particular industries or circumstances. The Company's sole responsibility is to its Client and this document does not exonerate parties to a transaction from exercising all their rights and obligations under the transaction documents. This document cannot be reproduced except in full, schedule included, without prior written approval of the Company. Any unauthorized alteration, forgery or falsification of the content or appearance of this document is unlawful and offenders may be prosecuted to the fullest extent of the law.

**SGS Baseefa Limited**


Rockhead Business Park, Staden Lane,  
Buxton, Derbyshire SK17 9RZ

Telephone +44 (0) 1298 766600 Fax +44 (0) 1298 766601

e-mail [info@baseefa.com](mailto:info@baseefa.com) web site [www.baseefa.com](http://www.baseefa.com)

Registered in England No. 4305578.

Registered address: Rossmore Business Park, Ellesmere Port, Cheshire, CH65 3EN



R S SINCLAIR

GENERAL MANAGER

On behalf of SGS Baseefa Limited

13

## Schedule

14

Certificate Number Baseefa04ATEX0009X/8

15 **Description of the variation to the Equipment or Protective System**

### Variation 8.1

The manufacturer requests supplementary certification to note changes to drawings controlled under certificates Baseefa04ATEX0009X and IECEX BAS 05.0048X. These changes are related to drawing names and other minor dimensional changes that do not affect certification.

16 **Report Number**

Baseefa Certification Report GB/BAS/ExTR13.0259/00.

17 **Specific Conditions of Use**

None additional to those listed previously.

18 **Essential Health and Safety Requirements**

Compliance with the Essential Health and Safety Requirements is not affected by this variation.

19 **Drawings and Documents**

Number	Sheet	Issue	Date	Description
276-142	1 of 1	H	25/09/13	ATEX/IECEX Certification General Assembly

1 **SUPPLEMENTARY EC - TYPE EXAMINATION CERTIFICATE**

2 **Equipment or Protective System Intended for use in Potentially Explosive Atmospheres  
Directive 94/9/EC**

3 Supplementary EC - Type **Baseefa04ATEX0009X/7**  
Examination Certificate Number:

4 Equipment or Protective System: **Type XB15 Xenon Beacon**

5 Manufacturer: **Cooper MEDC Limited**

6 Address: **Unit B, Sutton Parkway, Oddicroft Lane, Sutton-in-Ashfield, NG17 5FB**

7 This supplementary certificate extends EC – Type Examination Certificate No. **Baseefa04ATEX0009X** to apply to equipment or protective systems designed and constructed in accordance with the specification set out in the Schedule of the said certificate but having any variations specified in the Schedule attached to this certificate and the documents therein referred to.

This supplementary certificate shall be held with the original certificate.

Baseefa Customer Reference No. **0676**

Project File No. **13/0569**

This document is issued by the Company subject to its General Conditions for Certification Services accessible at <http://www.sgs.com/en/Terms-and-Conditions.aspx> and the Supplementary Terms and Conditions accessible at <http://www.baseefa.com/terms-and-conditions.asp>. Attention is drawn to the limitation of liability, indemnification and jurisdiction issues defined therein. Any holder of this document is advised that information contained herein reflects the Company's findings at the time of its intervention only and within the limits of Client's instructions, if any. It does not necessarily indicate that the equipment may be used in particular industries or circumstances. The Company's sole responsibility is to its Client and this document does not exonerate parties to a transaction from exercising all their rights and obligations under the transaction documents. This document cannot be reproduced except in full, schedule included, without prior written approval of the Company. Any unauthorized alteration, forgery or falsification of the content or appearance of this document is unlawful and offenders may be prosecuted to the fullest extent of the law.

**SGS Baseefa Limited**


Rockhead Business Park, Staden Lane,  
Buxton, Derbyshire SK17 9RZ

Telephone +44 (0) 1298 766600 Fax +44 (0) 1298 766601

e-mail [info@baseefa.com](mailto:info@baseefa.com) web site [www.baseefa.com](http://www.baseefa.com)

Registered in England No. 4305578.

Registered address: Rossmore Business Park, Ellesmere Port, Cheshire, CH65 3EN



**R S SINCLAIR  
GENERAL MANAGER**

On behalf of SGS Baseefa Limited

---

13 **Schedule**

14 **Certificate Number Baseefa04ATEX0009X/7**

15 **Description of the variation to the Equipment or Protective System**

**Variation 7.1**

To note correction to drawing of routine pressure test value together with minor dimensional changes that do not affect certification.

16 **Report Number**

GB/BAS/ExTR13.0174/00

17 **Specific Conditions of Use**

None additional to those listed previously

18 **Essential Health and Safety Requirements**

Compliance with the Essential Health and Safety Requirements is not affected by this variation.

19 **Drawings and Documents**

Number	Sheet	Issue	Date	Description
276-142	1	G	12.07.13	ATEX Certification GA XB15/FL15 Beacon



1 **SUPPLEMENTARY EC - TYPE EXAMINATION CERTIFICATE**

2 **Equipment or Protective System Intended for use in Potentially Explosive Atmospheres  
Directive 94/9/EC**

3 Supplementary EC - Type Examination Certificate Number: **Baseefa04ATEX0009X/6**

4 Equipment or Protective System: **Type XB15 Xenon Beacon**

5 Manufacturer: **Cooper MEDC Limited**

6 Address: **Unit B, Sutton Parkway, Oddicroft Lane, Sutton in Ashfield,  
Nottinghamshire, NG17 5FB**

7 This supplementary certificate extends EC – Type Examination Certificate No. **Baseefa04ATEX0009X** to apply to equipment or protective systems designed and constructed in accordance with the specification set out in the Schedule of the said certificate but having any variations specified in the Schedule attached to this certificate and the documents therein referred to.

8 Item 9 of the original Certificate is replaced by “Compliance with the Essential Health and Safety Requirements has been assured by compliance with:

**EN60079-0: 2012 Edition 6**

**EN60079-1: 2007 Edition 6**

**EN60079-31: 2009 Edition 1**

except in respect of those requirements listed at item 18 of the Schedule.”

9 The marking of the equipment has changed from the original Certificate and shall include the following:

**Ex II 2 GD Exd IIC T\* Gb Ex tb IIIC T\*°C Db (Tamb. -55°C to + °C) \* See schedule**

This certificate shall be held with the original certificate and may only be reproduced in its entirety, without any change, schedule included.

Baseefa Customer Reference No. **0676**

Project File No. **11/1000**

This certificate is granted subject to the general terms and conditions of Baseefa. It does not necessarily indicate that the equipment may be used in particular industries or circumstances.

**Baseefa**



Rockhead Business Park, Staden Lane,  
Buxton, Derbyshire SK17 9RZ

Telephone +44 (0) 1298 766600 Fax +44 (0) 1298 766601

e-mail [info@baseefa.com](mailto:info@baseefa.com) web site [www.baseefa.com](http://www.baseefa.com)

Baseefa is a trading name of Baseefa Ltd

Registered in England No. 4305578. Registered address as above.

  
**R S SINCLAIR**   
DIRECTOR  
On behalf of  
Baseefa



13

**Schedule**

14

**Certificate Number Baseefa04ATEX0009X/6**

**15 Description of the variation to the Equipment or Protective System**

**Variation 6.1**

Re-design of the interior arrangement of the LD15 Beacon

**Variation 6.2**

Revision of temperature classes for the DC version of the LD15 Beacon

**Variation 6.3**

Revisions to the DC versions of the XB15 Beacon

**Variation 6.4**

Deletion of the FL15, TH15 and the AC version of the LD15 from the certificate

**Variation 6.5**

Revision to the manufacturer's address

**Variation 6.6**

The equipment covered by this certificate has been reviewed against the requirements of EN 60079-0: 2012, EN 60079-1: 2007 and EN60079-31: 2009 and compliance is confirmed.

**Variation 6.7**

The equipment marking is changed to:

**Ex II 2 GD Exd IIC T\* Gb Ex tb IIIC T\*°C Db (T<sub>amb.</sub> -55°C to + °C) \* See below**

Beacon Type	Lamp Rating	Temperature Class
XB15	30W(15J & 10J)	T6/T85°C (T <sub>amb.</sub> -55°C to +40°C)
		T5/T100°C (T <sub>amb.</sub> -55°C to +55°C)
		T4/T135°C (T <sub>amb.</sub> -55°C to +70°C)
	30W(5J)	T6/T85°C (T <sub>amb.</sub> -55°C to +55°C)
		T5/T100°C (T <sub>amb.</sub> -55°C to +70°C)
FB15	60W or 5W LED Bulb	T4/T135°C (T <sub>amb.</sub> -55°C to +55°C)
		T3/T200°C (T <sub>amb.</sub> -55°C to +70°C)
	100W	T3/T200°C (T <sub>amb.</sub> -55°C to +40°C)
LD15	13.5W	T6/T85°C (T <sub>amb.</sub> -55°C to +55°C)
		T5/T100°C (T <sub>amb.</sub> -55°C to +70°C)

**16 Report Number**

GB/BAS/ExTR13.0026/00



**17 Specific Conditions of Use**

None additional to those listed previously

**18 Essential Health and Safety Requirements**

Compliance with the Essential Health and Safety Requirements is not affected by this variation.

**19 Drawings and Documents**

Number	Sheet	Issue	Date	Description
379-103*	1 of 1	A	13/02/13	ATEX/IECEX Certification GA LD15 LED Beacon
379-104	1 of 1	B	13/02/13	LD15 ATEX Certification Label
276-142	1 of 1	F	12/02/13	ATEX Certification GA XB15/FB15 Beacon
276-451	1 of 1	A	01/02/13	XB15 ATEX Certification Label
276-439	1 of 1	B	13/02/13	FB15 ATEX Certification Label

\*This drawing is common to and held with IECEX BAS 05.0048X



1 **SUPPLEMENTARY EC - TYPE EXAMINATION CERTIFICATE**

2 **Equipment or Protective System Intended for use in Potentially Explosive Atmospheres  
Directive 94/9/EC**

3 Supplementary EC - Type Examination Certificate Number: **Baseefa04ATEX0009X/5**

4 Equipment or Protective System: **Type XB15 Xenon Beacon**

5 Manufacturer: **Cooper MEDC Limited**

6 Address: **Colliery Road, Pinxton, Nottinghamshire, NG16 6JF**

7 This supplementary certificate extends EC – Type Examination Certificate No. **Baseefa04ATEX0009X** to apply to equipment or protective systems designed and constructed in accordance with the specification set out in the Schedule of the said certificate but having any variations specified in the Schedule attached to this certificate and the documents therein referred to.

This supplementary certificate shall be held with the original certificate.

This certificate may only be reproduced in its entirety, without any change, schedule included.



Baseefa Customer Reference No. **0676**


Project File No. **11/0148**

This certificate is granted subject to the general terms and conditions of Baseefa. It does not necessarily indicate that the equipment may be used in particular industries or circumstances.

**Baseefa**

Rockhead Business Park, Staden Lane,  
Buxton, Derbyshire SK17 9RZ  
Telephone +44 (0) 1298 766600 Fax +44 (0) 1298 766601  
e-mail [info@baseefa.com](mailto:info@baseefa.com) web site [www.baseefa.com](http://www.baseefa.com)  
Baseefa is a trading name of Baseefa Ltd  
Registered in England No. 4305578. Registered address as above.

  
R S SINCLAIR   
DIRECTOR  
On behalf of  
Baseefa



13

## Schedule

14

**Certificate Number Baseefa04ATEX0009X/5**

15 **Description of the variation to the Equipment or Protective System**

**Variation 5.1**

Introduction of an optional LED lamp, rated up to 5W, in place of the current filament lamp.

**Variation 5.2**

Miscellaneous minor drawing changes, including the removal of an alternative material option.

16 **Report Number**

None

17 **Special Conditions for Safe Use**

None additional to those listed previously

18 **Essential Health and Safety Requirements**

Compliance with the Essential Health and Safety Requirements is not affected by this variation.

19 **Drawings and Documents**

Number	Issue	Date	Description
276-142	E	18-02-11	General Arrangement - XB15 Xenon beacon & FB15 Filament Luminaire



1 **SUPPLEMENTARY EC - TYPE EXAMINATION CERTIFICATE**

2 **Equipment or Protective System Intended for use in Potentially Explosive Atmospheres  
Directive 94/9/EC**

3 Supplementary EC - Type Examination Certificate Number: **Baseefa04ATEX0009X/4**

4 Equipment or Protective System: **Type XB15 Xenon Beacon**

5 Manufacturer: **Cooper MEDC Limited**

6 Address: **Colliery Road, Pinxton, Nottinghamshire, NG16 6JF**

7 This supplementary certificate extends EC – Type Examination Certificate No. **Baseefa04ATEX0009X** to apply to equipment or protective systems designed and constructed in accordance with the specification set out in the Schedule of the said certificate but having any variations specified in the Schedule attached to this certificate and the documents therein referred to.

This supplementary certificate shall be held with the original certificate.

This certificate may only be reproduced in its entirety, without any change, schedule included.



Baseefa Customer Reference No. **0676**

Project File No. **09/0796**

This certificate is granted subject to the general terms and conditions of Baseefa. It does not necessarily indicate that the equipment may be used in particular industries or circumstances.

**Baseefa**

Rockhead Business Park, Staden Lane,  
Buxton, Derbyshire SK17 9RZ  
Telephone +44 (0) 1298 766600 Fax +44 (0) 1298 766601  
e-mail [info@baseefa.com](mailto:info@baseefa.com) web site [www.baseefa.com](http://www.baseefa.com)  
Baseefa is a trading name of Baseefa Ltd  
Registered in England No. 4305578. Registered address as above.

  
PP R S SINCLAIR   
DIRECTOR  
On behalf of  
Baseefa



13

### Schedule

14

Certificate Number Baseefa04ATEX0009X

15

#### Description of the variation to the Equipment or Protective System

##### Variation 1.1

Clarification of the routine overpressure test requirement.

16

#### Report Number

Baseefa Certification Report GB/BAS/ExTR 09.0179/00

17

#### Special Conditions for Safe Use

None additional to those listed previously

18

#### Essential Health and Safety Requirements

Compliance with the Essential Health and Safety Requirements is not affected by this variation.

19

#### Drawings and Documents

Number	Sheet	Issue	Date	Description
276-142	1	D	01-10-09	XB15 Xenon Beacon and FB5 Filament Luminaire
276-196	1	B	01-10-09	FL15 Steady Beacon
276-222	1	B	01-10-09	LD 15 Steady Beacon
276-237	1	B	01-10-09	TH15 Rotating Beacon



1 **SUPPLEMENTARY EC - TYPE EXAMINATION CERTIFICATE**

2 **Equipment or Protective System Intended for use in Potentially Explosive Atmospheres  
Directive 94/9/EC**

3 Supplementary EC - Type Examination Certificate      **See Schedule**  
Number:

4 Equipment or protective system:      **See Schedule**

5 Manufacturer:      **MEDC**

6 Address:      **Colliery Road, Pinxton, Nottingham, NG16 6JF**

7 This supplementary certificate extends the EC - Type Examination Certificates listed in the Schedule to apply to equipment or protective systems designed and constructed in accordance with the specification set out in the Schedules of the said Certificates but having any variations specified in the Schedule attached to this certificate and the documents therein referred to.

A copy of this Supplementary Certificate shall be attached to each of the original Certificates.

This certificate may only be reproduced in its entirety, without any change, Schedule included.


Baseefa Customer Reference No. 0676

Project File No. 07/0181

This certificate is granted subject to the general terms and conditions of Baseefa (2001) Ltd. It does not necessarily indicate that the equipment may be used in particular industries or circumstances.

**Baseefa**

Rockhead Business Park, Staden Lane,  
Buxton, Derbyshire SK17 9RZ  
Telephone +44 (0) 1298 766600 Fax +44 (0) 1298 766601  
e-mail [info@baseefa.com](mailto:info@baseefa.com) web site [www.baseefa.com](http://www.baseefa.com)  
Baseefa is a trading name of Baseefa (2001) Ltd  
Registered in England No. 4305578 at the above address

  
R S SINCLAIR

DIRECTOR  
On behalf of  
Baseefa (2001) Ltd.



### Schedule

#### Description of the variation to the Equipment or Protective System

To permit the use of epoxy or acrylic paint processes on the products detailed below.

Certificate No.	Supplement No.	Equipment Type
BAS99ATEX2195X	5	XBII
BAS99ATEX2196	5	XB12,FB12,TH12,FL12,
BAS00ATEX2031	2	XB9
BAS00ATEX2097X	9	DB3, DB3L, DB4, DB4L
BAS00ATEX2098X	9	DB3E, DB3E, DB4, DB4E
BAS00ATEX2204X	1	XB10
BAS00ATEX2226X	1	XB10E
BAS02ATEX2086X	5	DB10
BAS02ATEX2105X	4	BGE, PBE
Baseefa03ATEX0084X	2	BG1, PB1
Baseefa04ATEX0009X	3	XB15, FB15, FL15, LD15, TH15
Baseefa04ATEX0166X	2	DB16 IIB
Baseefa04ATEX0167X	2	DB16 IIC
Baseefa05ATEX0198X	1	DB20 IIB
Baseefa05ATEX0199X	1	DB20 IIC

#### Report No.

None

#### Special Conditions for Safe Use

None additional to those listed previously

#### Essential Health and Safety Requirements

Compliance with the Essential Health and Safety Requirements is not affected by this variation

#### Drawings and Documents

Number	Issue	Date	Description
122-808	1	05/03/07	Addition of Optional Acrylic Paint to Products Listed.



1 **SUPPLEMENTARY EC - TYPE EXAMINATION CERTIFICATE**

2 **Equipment or Protective System Intended for use in Potentially Explosive Atmospheres  
Directive 94/9/EC**

3 Supplementary EC - Type Examination Certificate Number: **Baseefa04ATEX0009X/2**

4 Equipment or Protective System: **Type XB15 Xenon Beacon**

5 Manufacturer: **MEDC Limited**

6 Address: **Colliery Road, Pinxton, Nottinghamshire, NG16 6JF**

7 This supplementary certificate extends EC – Type Examination Certificate No. **Baseefa04ATEX0009X** to apply to equipment or protective systems designed and constructed in accordance with the specification set out in the Schedule of the said certificate but having any variations specified in the Schedule attached to this certificate and the documents therein referred to.

This supplementary certificate shall be held with the original certificate.

This certificate may only be reproduced in its entirety, without any change, schedule included.


Baseefa Customer Reference No. 0676

Project File No. 06/0261 & 06/0354

This certificate is granted subject to the general terms and conditions of Baseefa (2001) Ltd. It does not necessarily indicate that the equipment may be used in particular industries or circumstances.

**Baseefa**

Rockhead Business Park, Staden Lane,  
Buxton, Derbyshire SK17 9RZ  
Telephone +44 (0) 1298 766600 Fax +44 (0) 1298 766601  
e-mail [info@baseefa.com](mailto:info@baseefa.com) web site [www.baseefa.com](http://www.baseefa.com)  
Baseefa is a trading name of Baseefa (2001) Ltd  
Registered in England No. 4305578 at the above address

  
R S SINCLAIR  
DIRECTOR  
On behalf of  
Baseefa (2001) Ltd.



13

## Schedule

14

Certificate Number Baseefa04ATEX0009X/2

15 Description of the variation to the Equipment or Protective System

### Variation 2.1

An alternative interior comprising a tungsten halogen lamp with a rotating screen assembly and control electronics, all attached to a mounting plate which is raised on pillars from the base. A terminal block is mounted in the base of the enclosure for the connection of incoming cables.

In this form the unit is re-designated a Type TH15 Beacon and has a maximum internal power dissipation of 40W. This unit may have the following temperature class/ambient combinations:-

Beacon Type	Lamp Rating	Temperature Class
TH15	35W	T85°C ( $T_{amb} = -55^{\circ}\text{C}$ to $+40^{\circ}\text{C}$ )
		T100°C ( $T_{amb} = -55^{\circ}\text{C}$ to $+55^{\circ}\text{C}$ )
		T115°C ( $T_{amb} = -55^{\circ}\text{C}$ to $+70^{\circ}\text{C}$ )

### Variation 2.2

An alternative type designation of SB9 for the XB15 unit only.

### Variation 2.3

Alternative label detail.

16 Report Number

Baseefa Certification Report GB/BAS/ExTR06.0099/00

17 Special Conditions for Safe Use

None additional to those listed previously.

18 Essential Health and Safety Requirements

Compliance with the Essential Health and Safety Requirements is not affected by this variation.

19 Drawings and Documents

Number	Issue	Date	Description
276-142	B	27/04/06	Type XB15 & FB15 Beacons
276-237	A	21/03/06	Type TH15 Rotating Beacon
276-260	A	27/04/06	Alternative Label



1 **SUPPLEMENTARY EC - TYPE EXAMINATION CERTIFICATE**

2 **Equipment or Protective System Intended for use in Potentially Explosive Atmospheres  
Directive 94/9/EC**

3 Supplementary EC - Type Examination Certificate Number: **Baseefa04ATEX0009X/1**

4 Equipment or Protective System: **Type XB15 Xenon Beacon**

5 Manufacturer: **MEDC Limited**

6 Address: **Colliery Road, Pinxton, Nottinghamshire, NG16 6JF**

7 This supplementary certificate extends EC - Type Examination Certificate No. **Baseefa04ATEX0009X** to apply to equipment or protective systems designed and constructed in accordance with the specification set out in the Schedule of the said certificate but having any variations specified in the Schedule attached to this certificate and the documents therein referred to.

This supplementary certificate shall be held with the original certificate.

This certificate may only be reproduced in its entirety, without any change, schedule included.

Baseefa Customer Reference No. 0676

Project File No. 05/0245 & 05/0267

This certificate is granted subject to the general terms and conditions of Baseefa (2001) Ltd. It does not necessarily indicate that the equipment may be used in particular industries or circumstances.

**Baseefa**  
Rockhead Business Park, Staden Lane,  
Buxton, Derbyshire SK17 9RZ  
Telephone +44 (0) 1298 766600 Fax +44 (0) 1298 766601  
e-mail [info@baseefa.com](mailto:info@baseefa.com) web site [www.baseefa.com](http://www.baseefa.com)  
Baseefa is a trading name of Baseefa (2001) Ltd  
Registered in England No. 4305578 at the above address

**R S SINCLAIR**  
**DIRECTOR**  
On behalf of  
Baseefa (2001) Ltd.



13

**Schedule**

14

**Certificate Number Baseefa04ATEX0009X/1**

15

**Description of the variation to the Equipment or Protective System**

**Variation 1.1**

Replacement of the xenon lamp by an 18W fluorescent lamp and associated control gear to form a Type FL15 Beacon rated up to 48V d.c. or up to 250V a.c.

**Variation 1.2**

Replacement of the xenon lamp by six banks of 5 LEDs and associated control gear to form a Type LD15 Beacon rated up to 48V d.c. or up to 254V a.c.

The full range of beacons and ratings are listed below.

Beacon Type	Lamp Rating	Temperature Class
XB15	30W	T85°C (T <sub>amb</sub> = -55°C to +40°C)
		T100°C (T <sub>amb</sub> = -55°C to +55°C)
		T135°C (T <sub>amb</sub> = -55°C to +70°C)
FB15	60W	T135°C (T <sub>amb</sub> = -55°C to +55°C)
	100W	T200°C (T <sub>amb</sub> = -55°C to +70°C)
FL15	18W	T200°C (T <sub>amb</sub> = -55°C to +40°C)
		T95°C (T <sub>amb</sub> = -55°C to +40°C)
		T105°C (T <sub>amb</sub> = -55°C to +50°C)
LD15	30W	T110°C (T <sub>amb</sub> = -55°C to +55°C)
		T95°C (T <sub>amb</sub> = -55°C to +40°C)
		T105°C (T <sub>amb</sub> = -55°C to +50°C)

16

**Report Number**

Baseefa Certification Report 05(C)0245

17

**Special Conditions for Safe Use**

None additional to those listed previously.

18

**Essential Health and Safety Requirements**

Compliance with the Essential Health and Safety Requirements is not affected by this variation.

19

**Drawings and Documents**

Number	Sheet	Issue	Date	Description
276-196	1	A	04.04.05	General Arrangement, Type FL15 Beacon
276-222	1	A	13.04.05	General Arrangement, Type LD15 Beacon



1 **EC - TYPE EXAMINATION CERTIFICATE**

2 **Equipment or Protective System Intended for use in Potentially Explosive Atmospheres  
Directive 94/9/EC**

3 EC - Type Examination Certificate Number: **Baseefa04ATEX0009X**

4 Equipment or Protective System: **TYPE XB15 XENON BEACON**

5 Manufacturer: **MEDC Limited**

6 Address: **Colliery Road, Pinxton, Nottinghamshire, NG16 6JF**

7 This equipment or protective system and any acceptable variation thereto is specified in the schedule to this certificate and the documents therein referred to.

8 Baseefa (2001) Ltd. Notified body number 1180, in accordance with Article 9 of the Council Directive 94/9/EC of 23 March 1994, certifies that this equipment or protective system has been found to comply with the Essential Health and Safety Requirements relating to the design and construction of equipment and protective systems intended for use in potentially explosive atmospheres given in Annex II to the Directive.

The examination and test results are recorded in confidential Report No. 03(C)0483

9 Compliance with the Essential Health and Safety Requirements has been assured by compliance with:

**EN 50014:1997 + Amendments 1 & 2**

**EN 50018: 2000 + Amendment 1**

**EN 50281-1-1: 1998 + Amendment 1**

except in respect of those requirements listed at item 18 of the Schedule.

10 If the sign "X" is placed after the certificate number, it indicates that the equipment or protective system is subject to special conditions for safe use specified in the schedule to this certificate.

11 This EC - TYPE EXAMINATION CERTIFICATE relates only to the design and construction of the specified equipment or protective system. Further requirements of the Directive apply to the manufacturing process and supply of this equipment or protective system. These are not covered by this certificate.

12 The marking of the equipment or protective system shall include the following :

**⊕ II 2 GD EEx d IIC T\* (\* see schedule)**

This certificate may only be reproduced in its entirety, without any change, schedule included.

Baseefa (2001) Ltd. Customer Reference No. 0676

Project File No. 03/0483

This certificate is granted subject to the general terms and conditions of Baseefa (2001) Ltd. It does not necessarily indicate that the equipment may be used in particular industries or circumstances.

**Baseefa (2001) Ltd.**

Health and Safety Laboratory Site, Harpur Hill,  
Buxton, Derbyshire SK17 9JN

Telephone +44 (0) 1298 28255 Fax +44 (0) 1298 28216  
e-mail [info@baseefa2001.biz](mailto:info@baseefa2001.biz) web site [www.baseefa2001.biz](http://www.baseefa2001.biz)  
Registered in England No. 4305578 at 13 Dovedale Crescent, Buxton,  
Derbyshire, SK17 9BJ

*M Powney*  
R S SINCLAIR  
DIRECTOR  
On behalf of  
Baseefa (2001) Ltd.



13

## Schedule

14

Certificate Number Baseefa04ATEX0009X

### 15 Description of Equipment or Protective System

The Type XB15 Xenon Beacon may be rated from 12V dc. to 254V ac. with a maximum power dissipation of 30 watts and comprises a cylindrical enclosure, manufactured in glass reinforced polyester, complete with a borosilicate wellglass cemented into the centre of the cover. The wellglass may be protected by an optional guard arrangement fixed to the cover. The cover is mated to the enclosure base by a threaded joint which is then locked by a M4 x 10mm long steel grub screw.

Up to three M20 or M25 (or NPT equivalent) cable entry's are provided in the side wall of the enclosure. Internal earthing facilities are provided along side the internal component connections.

The interior of the enclosure comprises a printed circuit board (PCB) incorporating a xenon tube and control electronics, mounted on pillars from the base. In addition a terminal block with up to 12 ways and rated up to 25A is mounted in the base of the enclosure.

#### Variation 0.1

An alternative interior comprising a 60W or 100W filament lamp, mounted a ceramic lamp holder which is raised on pillars from the base, and a terminal block with up to 12 ways and rated up to 25A, mounted in the base of the enclosure.

In this form the unit is re-designated a Type FB15 Beacon.

The above units may have the following temperature class/ambient combinations :-

Beacon Type	Lamp Rating	Temperature Class
XB15	30W	T85°C (T <sub>amb</sub> = -55°C to +55°C)
		T100°C (T <sub>amb</sub> = -55°C to +70°C)
FB15	60W	T135°C (T <sub>amb</sub> = -55°C to +55°C)
		T200°C (T <sub>amb</sub> = -55°C to +70°C)
	100W	T200°C (T <sub>amb</sub> = -55°C to +40°C)

### 16 Report Number

Baseefa Certification Report 03(C)0483

### 17 Special Conditions for Safe Use

1. Painting and surface finishes, other than those applied by the manufacturer, are not permitted
2. In order to maintain the dust tight integrity of the enclosures (IP6X), the threads of cable entry devices and stopping plugs shall be sealed in accordance with the applicable code of practice for flameproof installation.

### 18 Essential Health and Safety Requirements

All relevant Essential Health and Safety Requirements are covered by the standards listed at item 9.

### 19 Drawings and Documents

Number	Issue	Date	Description
276-142	A	29/04/03	General Arrangement, Type XB15 & FB15 Beacons